


9-3 Polygons and Quadrilaterals


SWBAT: Discover properties of Polygons and QUADS

Polygon: closed plane figure with segments for sides.



2 Types

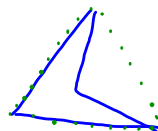
CONVEX - no inner angles.



WRAP
a RUBBER
BAND
AROUND IT

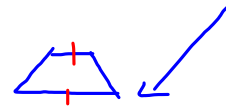
CONCAVE (cave in)

has INWARD
ANGLES.



QUADRILATERAL FAMILY TREE.

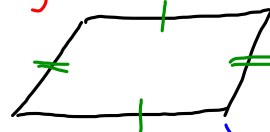
Polygon with 4 sides & 4 angles



Trapezoid
one pair of
opposite sides
parallel

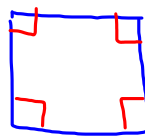
PARALLELOGRAM

2 pairs of opposite
sides parallel and
congruent.



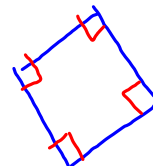
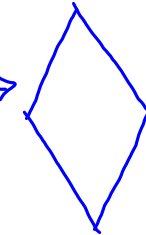
Rectangle
all \angle 's
are 90°
RIGHT.

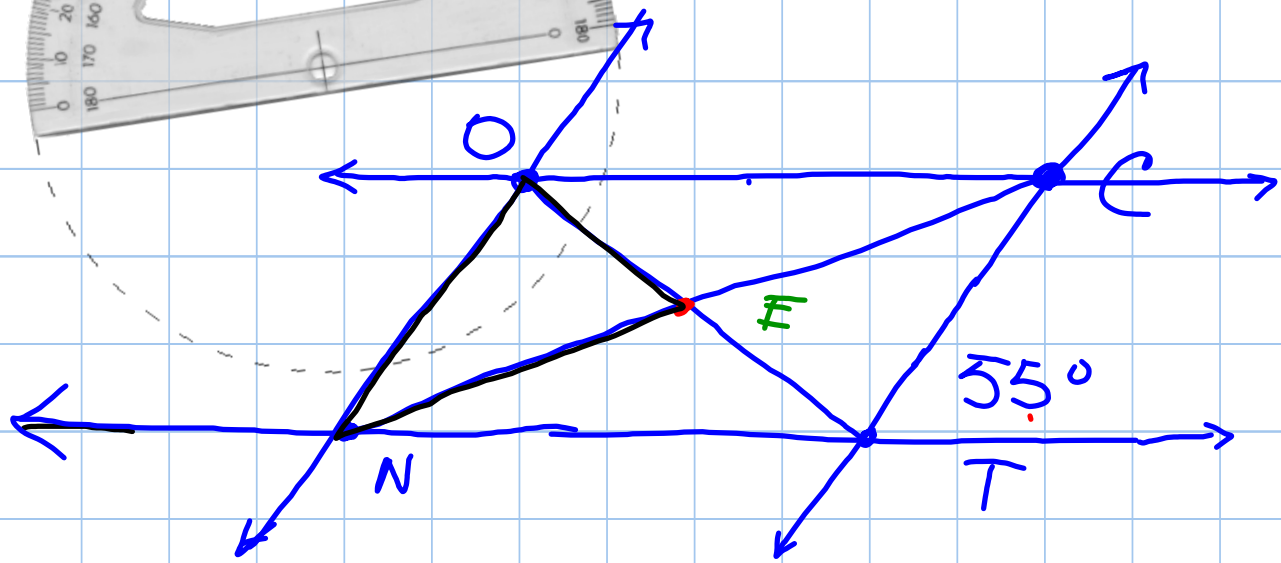
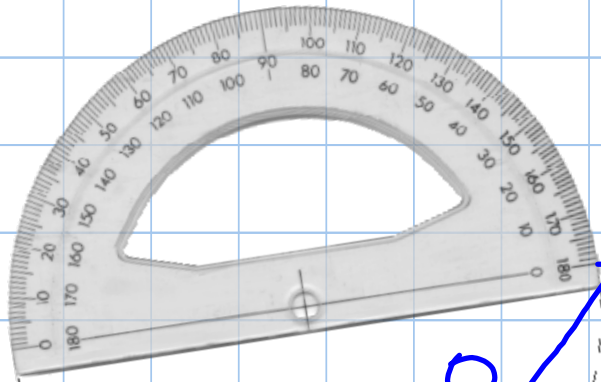
SQUARE



ALL SIDES
CONGRUENT

Rhombus





SMALL

- Δ NEO
- Δ CEO
- Δ TEC
- Δ TEN

BIG

- Δ TON
- Δ TCN
- Δ TOC
- Δ CON

